

Surfwisely User Manual

Introduction

Welcome to Surfwisely, This user manual is here to help you get started and make the most out of the app.

We know that sometimes apps can be confusing, but don't worry! We've written this manual in a way that's super easy to understand.

This manual will show you how to set up your account and log in to the app. Then, we'll guide you through all the cool features that we have created for you.

If you ever get stuck or have questions, don't hesitate to contact us. We're always happy to help you out!

So let's dive in and start exploring Surfwisely!

Set up your account

1- Once you're invited to join a team, you'll receive an email containing a link to set up your account password. To continue with the setup process, simply click on the underlined text that says "clicking here."

Join Team



info@surfwisely.com

to me ▾



Hello,

Hello First, Thank you and welcome to the team!! You have been added to our team on the SurfWisely Training Solution. Please finish your account registration by



[clicking here](#) to login and join the team.

© Surfwisely - 2022

(615) 455-2105

info@surfwisely.com.

© Surfwisely. - 2022

2- Once you click on the link, you'll be redirected to the Surfwisely website, where you'll need to set up your first password. We recommend choosing a strong password that's difficult for others to guess but easy for you to remember.

To create your new password, simply fill in the required fields

To ensure that your password is secure, it must meet the following requirements:

- It must be at least 8 characters long.
- It must contain at least one special character, such as @, #, or \$.
- It must contain at least one uppercase letter.
- It must contain at least one number.

Please keep these requirements in mind when creating your password.

After entering your new password, simply click on the "Save New Password" button to save your changes. This will update your password and allow you to access your account using your new password.

New Password

Confirm Password

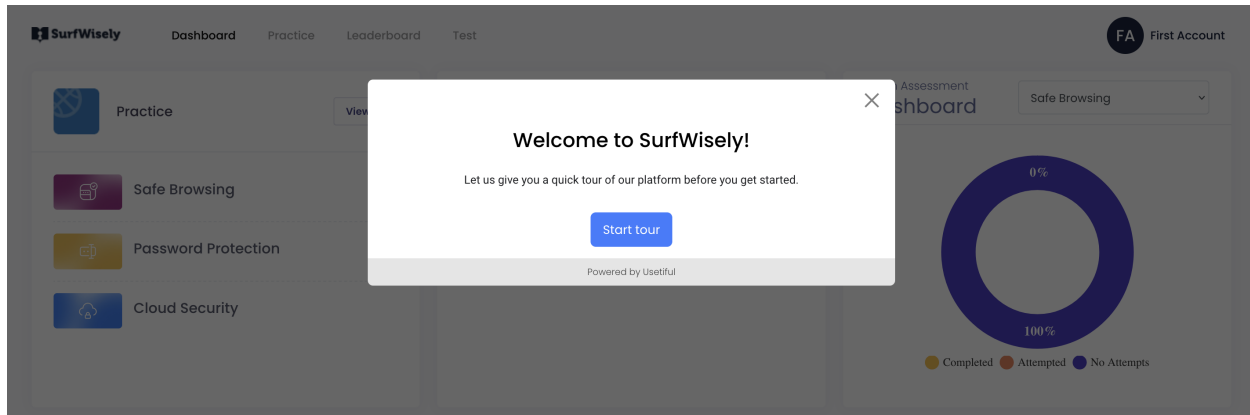
Passwords must contain at least: 8 Characters, One special character, One uppercase letter and a Number

Save New Password



3-After you have saved your new password, you will be redirected to the dashboard. Here, you'll have the option to take an introductory tour that will help you understand how the app works.

The tour is a great way to familiarize yourself with the app and learn how to use it effectively. If you're new to the app, we highly recommend taking the tour to get the most out of your experience.



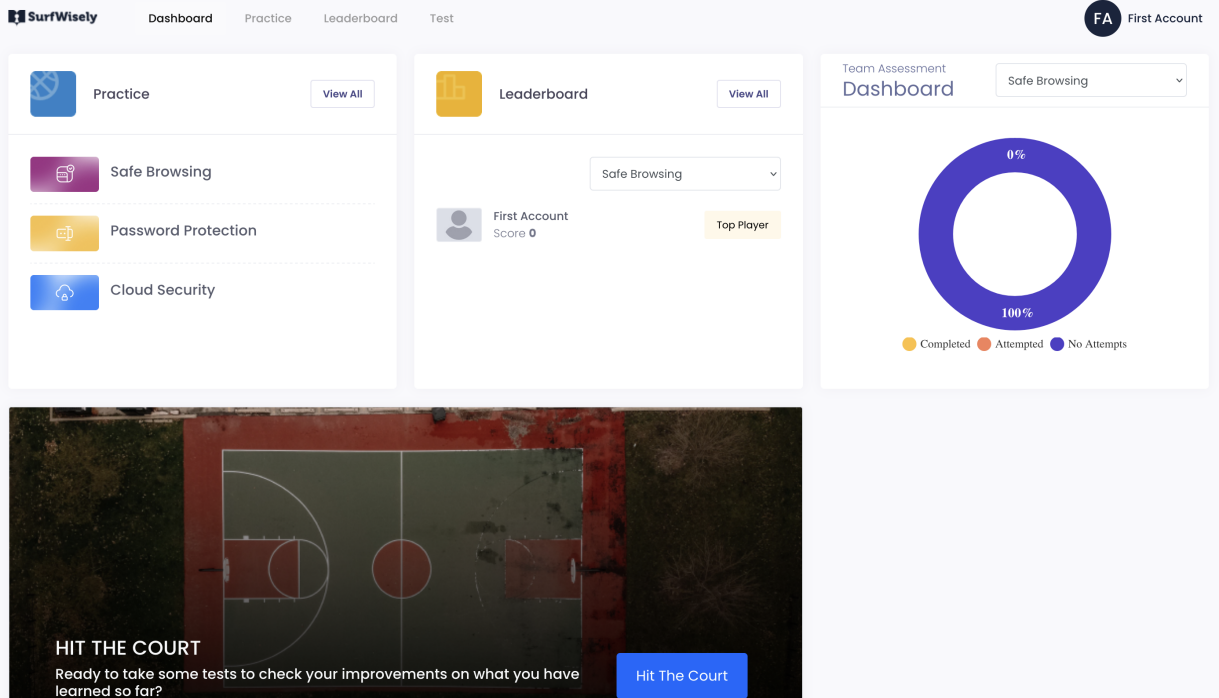
4-Once you have finished the introductory tour, your Surfwisely account will be fully set up and ready to use. You can now start exploring and using the app to learn and play while competing with your teammates.

We're excited for you to start using Surfwisely and hope that you find it to be a fun and useful tool for your learning and teamwork. If you have any questions or need assistance with the app, please don't hesitate to contact our support team. We're always here to help you out.

The Dashboard

Welcome to the Surfwisely dashboard! Here, you'll find all the tools you need to make the most out of our app. Here's a quick rundown of what you can expect to find:

- **Leaderboard:** See how you and your teammates are doing by checking out the leaderboard. You can see who's on top and who needs to catch up.
- **Practice Subjects:** Practice and improve your skills in various subjects. You can choose from a range of subjects, including math, science, and more.
- **App Shortcuts:** We've made it easy to navigate the app with handy shortcuts. You can quickly access your profile, settings, and more.



Practice

Welcome to the Practice section of Surfwiseley! Here, you'll find a wide range of subjects that you can learn and improve your skills. Each subject comes with a detailed curriculum, a video to help you learn, and interactive activities to make learning more fun and engaging.

Our goal is to make learning as enjoyable as possible while helping you achieve your full potential. We believe that everyone has the capacity to learn and improve, and we're here to support you every step of the way.

Welcome To Practice

Here you have access to tons of topics and materials to help you get better.

**Safe Browsing**

Refers to the technologies and services that keep you safe online.

**Password Protection**

Refers to the technologies and services to keep your password safe.

**Cloud Security**

Refers to the technologies and services that protect cloud data, and applications from threats.

**Ransomware**

Refers to the technologies and services that protect your data from ransomware.

**Data Security**

Refers to the technologies and services that protect your personal information.

**Phishing**

Refers to the technologies and services that protect you from phishing threats.

**Social Engineering**

Refers to the technologies and services to prevent social engineering attacks.

**Unsecure Personal Devices**

Refers to the technologies and services that protect your data on devices.

Take a look at this example view of one of the subjects you can learn on Surfwisely! We strive to make learning as interactive and engaging as possible, and this subject is no exception.

You'll find a detailed curriculum, videos, and interactive activities that make learning fun and effective. We're constantly updating and improving our content to ensure that you have the best learning experience possible.

Practice / Safe Browsing**Curriculum**

Make sure you have consumed all the available resources for this course

**Videos**

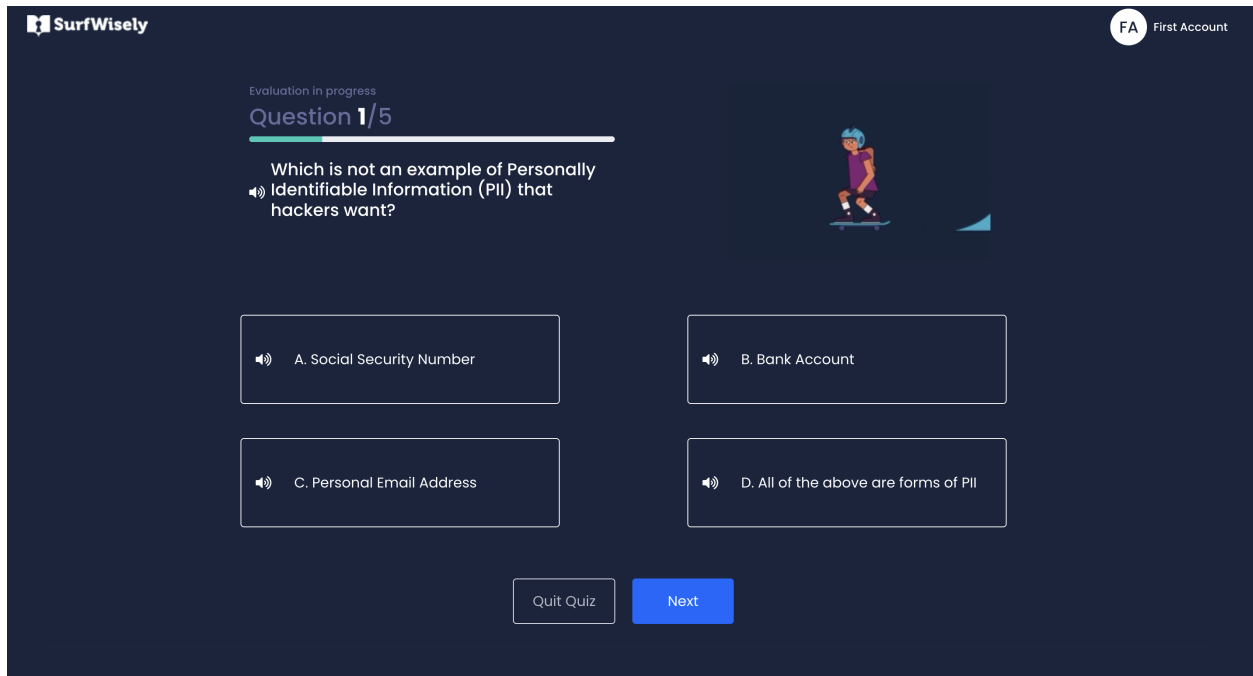
Make sure you have consumed all the available resources for this course

**Interactive Activities**

Make sure you have consumed all the available resources for this course

Test

Welcome to the Test section of Surfwisely! This is where you can challenge yourself and test your knowledge to see how much you have learned. Your test scores will be used to determine your position on the leaderboard, so do your best to achieve a high score!



Leaderboard

Welcome to the Leaderboard on Surfwisely! Here, you'll be able to see who is leading the way in each of the subjects you can study. Our leaderboard is updated regularly, so you can keep track of your progress and see how you compare to your teammates.

We believe that healthy competition can be a great motivator for learning, and our leaderboard is designed to encourage you to push yourself to be the best you can be. But don't worry if you're not at the top yet - everyone has the potential to improve with practice and dedication.

Welcome To Leaderboard

Here you can have access to all the rankings on your teams

Safe Browsing



First Account

Score **100**

Top Player



Second Account

Score **90**

2nd



Third Account

Score **85**

3rd

Learn and Play with your team!

Congratulations on finishing the Surfswisely User Guide! We hope you found this guide helpful and easy to understand. Our goal is to provide you with a fun and engaging learning experience that helps you reach your full potential.

Remember, our support team is always here to help you with any questions or issues you may have. Don't hesitate to reach out to us if you need assistance.

We're excited for you to start using Surfswisely and discover all the cool features and tools that we have to offer. Whether you're a student, teacher, or parent, we believe that learning should be fun and collaborative. So join a team today and start learning and playing together!

Thank you for choosing Surfswisely, and we wish you all the best in your learning journey!